

Ministry of Justice & National Integration
අධිකරණ සහ ජාතික ඒකාබද්ධතා අමාත්‍යාංශය
நீதி மற்றும் தேசிய ஒருமைப்பாடு அமைச்சு



සමඵ මණ්ඩල කොමිෂන් සභාව
மத்தியஸ்த சபைகள் ஆணைக்குழு
Mediation Boards Commission

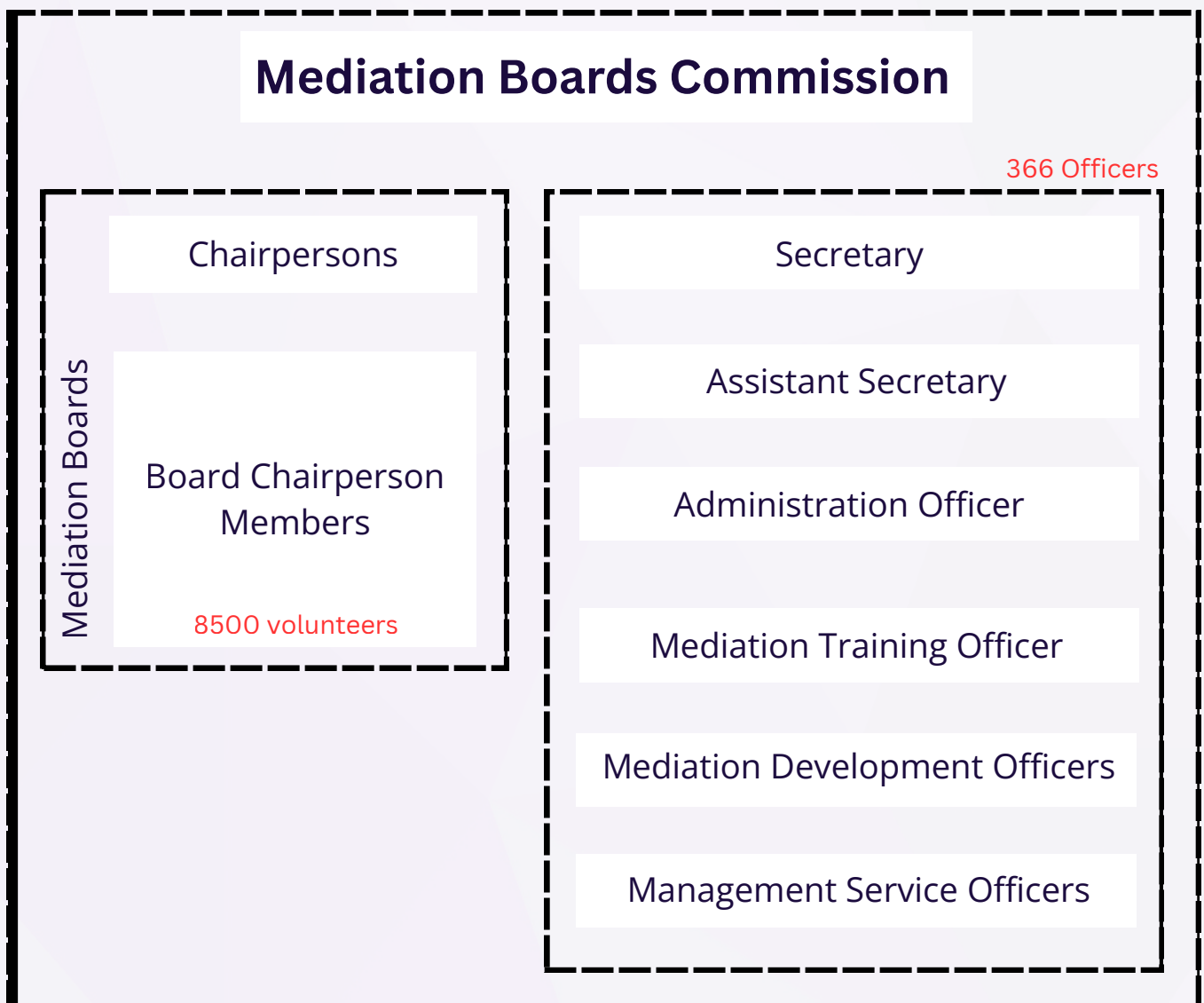
Annual Report 20 25

Tel/ Fax: 0112 334 323
Web : general@mediation.gov.lk

Mediation Boards Commission

- The Mediation Boards Commission was established by the operation of the Mediation Boards Act, No. 72 of 1988.
- The Mediation Board Commission, comprising five members including the Chairman, is entrusted with responsibilities such as appointments, transfers, dismissals, disciplinary control, and overall supervision.

Organization Structure



Vision

Reconciliation and social cohesion through mediation

Mission

Promoting an efficient alternative dispute resolution mechanism for the Sri Lankan community

Objective

Formulating necessary legal framework for incorporation of Mediation Boards which are empowered to resolve disputes referred by the parties or in some instances by the court, through mediation process.

Mediation Boards Commission

Community Mediation Boards

There are currently 330 Community Mediation Boards (8325 Community Mediators) functioning at the Divisional Secretariat level in all 25 Districts

Land (Special) Mediation Boards

The Special (Land) Mediation Boards are established under the Special Mediation Boards Act, No. 21 of 2003 and function at the district level. At present, 24 Boards are operating across 25 districts, with a total of 743 mediators serving at the district level.

Financial (Special) Mediation Boards

The Special (Financial) Mediation Boards are established under the Special Mediation Boards Act, No. 21 of 2003 and function at the district level. At present, 06 Boards are operating across 25 districts, with a total of 164 mediators serving at the district level.

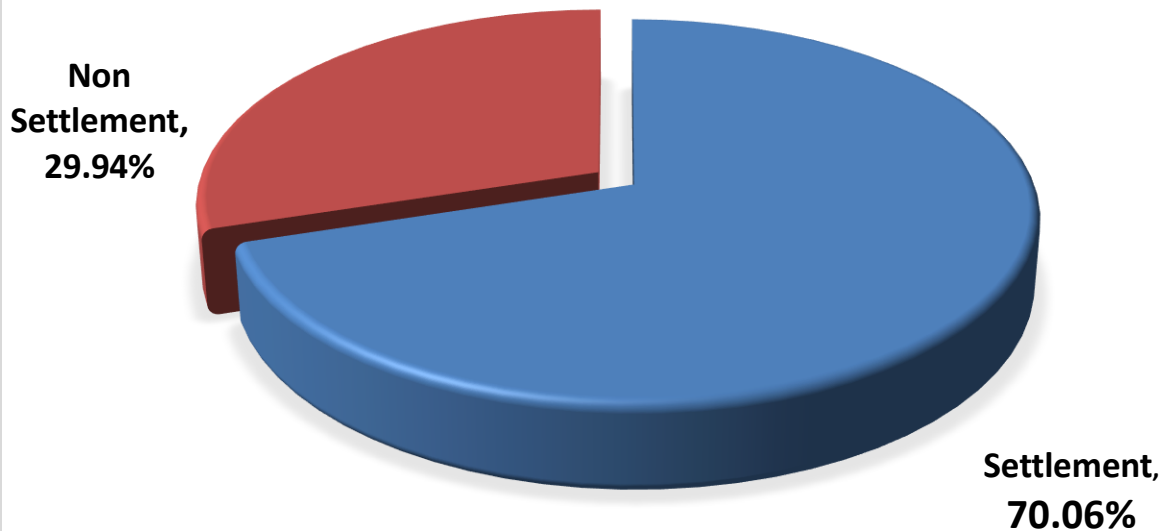
Progress from 2025.01.01 to 2025.12.31

Mediation Boards Commission
(Community Mediation Boards)

Progress from 2025.01.01 to 2025.12.31

Number of disputes which are Pending at the start of 2025			45,485
Number of disputes received from 01.01.2025 to 31.12.2025			226,373
Total			270,984
Number of disputes discussed and settled		79,377	
Number of disputes discussed and not settled		33,927	
Number of disputes discussed		113,304	
Percentage of settled disputes from the disputes discussed (%)	70.06		
Number of disputes not settled due to the absent of disputers		108,493	
Number of disputes refused		6,789	
Number of disputes withdrawn		9,881	
Number of disputes which are finalized			238,467
Number of disputes to be discussed as of 31.12.2025			33,391

SETTLEMENT AND NON SETTLEMENT AMONG
THE DISPUTES WHICH WERE DISCUSSED



01. Progress from 2025.01.01 to 2025.12.31 (Community Mediation Boards)

Description	Number of Disputes
Number of disputes which are Pending at the start of 2025	45,485
Number of disputes received from 01.01.2025 to 31.12.2025	226,373
Total	271,858
Number of disputes discussed (from 2025.01.01 to 2025.12.31)	113,304
Number of disputes discussed and settled	79,377
Percentage of settled disputes from the disputes discussed (%)	70.06%

02. Categories of parties who referred disputes during the period form 01.01.2025 to 31.12.2025.

Category of Parties in terms of which Disputes are referred	Number of Disputes Received	Number of Disputes Discussed	Number of Disputes Settled	Percentage of Disputes Referred
Courts	22,391	14,146	9,895	8.2%
Police Stations	63,736	37,237	25,081	23.4%
Banks/ Financial Institutes	162,586	50,708	37,293	59.8%
Disputants	20,113	10,168	6,368	7.4%
Other	3,032	1,045	740	1.1%
Total	271,858	113,304	79,377	

03. From 2025.01.01 to 2025.12.31 Disputes referred by Provinces

Province	Number of Disputes Received	Number of Disputes discussed	Number of Disputes Settled	Percentage (%)
Western	55,414	18,880	12,338	20.4%
Central	32,219	13,318	9,835	11.9%
Southern	33,010	13,823	9,335	12.1%
North-Western	32,299	13,293	10,436	11.9%
North Central	27,506	10,922	8,185	10.1%
Uva	19,529	8,713	6,504	7.2%
Sabaragamuwa	28,720	12,009	8,100	10.6%
Eastern	25,624	13,832	9,509	9.4%
Northern	17,537	8,514	5,135	6.5%
Total	271,858	113,304	79,377	

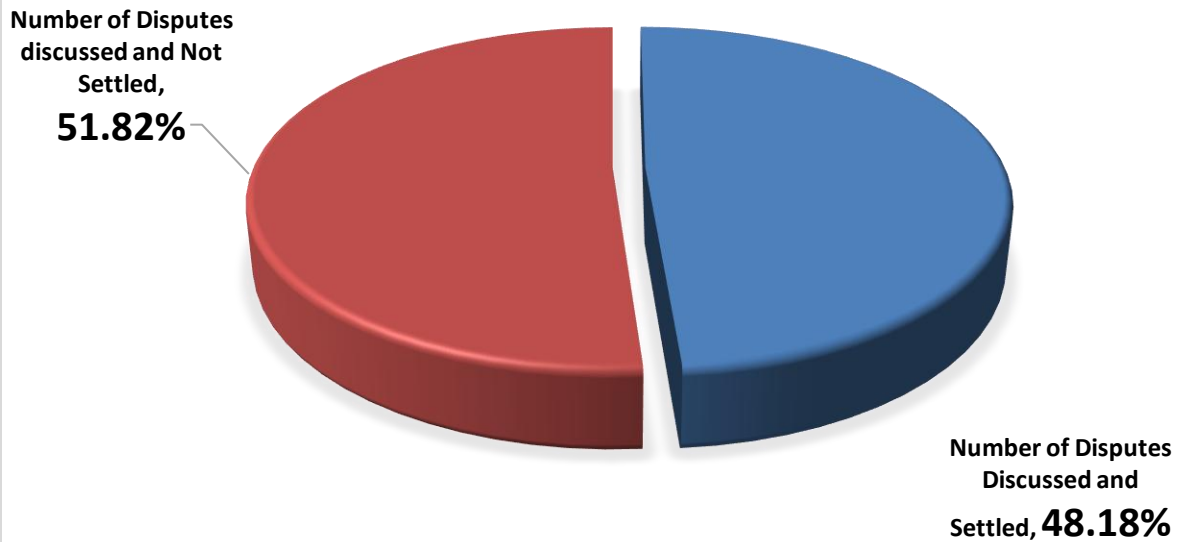
(As per information Received as at 31.12.2025)

Mediation Boards Commission
(Special (Land) Mediation Boards)

Progress from 2025.01.01 to 2025.12.31

Number of disputes which are Pending at the start of 2025			764
Number of disputes received from 01.01.2025 to 31.12.2025			1,582
Total			2,346
Number of disputes discussed and settled		491	
Number of disputes discussed and not settled		528	
Number of disputes discussed		1,019	
Percentage of settled disputes from the disputes discussed (%)	48.18%		
Number of disputes not settled due to the absent of disputers		540	
Number of disputes refused		114	
Number of disputes withdrawn		70	
Number of disputes which are finalized			1,743
Number of disputes to be discussed as of 31.12.2025			603

SETTLEMENT AND NON SETTLEMENT AMONG
THE DISPUTES WHICH WERE DISCUSSED



Other information

Progress of gazetting mediation boards, conducting interview, conducting five day training programmes and giving appointments – From 2025.01.01 to 2025.12.31

S/N	Description	Expected number of mediation boards according to the action	The number of mediation boards that could be done	Progress
1	Gazetting of the mediation boards at the end of the term	40	42	100%
2	Conducting of Interview	64	44	69%
3	Granting Appointments	131	125	95%
4	Conducting training programs	74	103	100%

❖ Progress of School/Community mediation workshops from 2025.01.01 to 2025.12.31

S/N	Program type	Number of programs conducted
1	One day school mediation workshops	2,283
2	One day community mediation workshops	7,898
3	One day program for Government Officers	1,107
4	Programs conducted online	01
	Total	11,289